




Make a Statement.

The 600 Series combines the look of deep embossed wood grain with the strength and durability of heavy gauge galvanized steel for years of virtually maintenance free use without the worry of warping, cracking, or rotting. This series provides maximum energy efficiency with 1 3/8" thick, CFC free, polyurethane insulation that provides more than five times the insulating value of wood.

Backed by a Limited Lifetime Warranty, the 600 Series is ideal in all climates and offers a full range of color and window options. Adding beauty and value to your home has never been so easy!

600 SERIES

- 1-3/8"-Thick Polyurethane
- 13.45 Calculated R-Value
- 26 Gauge Galvanized Steel
- Full Thermal Break
- 19 Color Options
- 9 Panel Options
- 15 Model Options
- 38 Window Options
- Lifetime Rust & Delamination Warranty
- 6 Year Hardware / 3 Year Spring Warranty

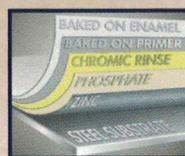


open the door to
endless possibilities




Features

- 26 Gauge galvanized steel on both interior and exterior steel skins.
- Three-tier, corrosion-resistant protective finish.
- Polyurethane primer and a durable polyester finish coat on the interior & exterior.
- Energy efficient 1 3/8" thick, CFC FREE, polyurethane insulation.
- A vinyl top cap and bottom cap that provide a full-thermal break.
- Heavy Duty hinges and 10 ball white nylon rollers.
- Heavy vinyl bottom weather seal included.
- Available in a wide range of design pressures for wind load requirements.




Haas Door's **paint thickness** is one of the highest in the industry and includes a three-tier, corrosion-resistant paint system with a polyurethane primer and durable polyester finish coat.




A **Full Thermal Break** is used in the tongue-and-groove construction of all 600 series doors. This rigid vinyl extrusion seals the joints and eliminates metal-to-metal contact, which limits the transfer of temperature.


STOCK MODELS (to view all models available for order, visit haasdoor.com)




Model 610
Carriage & Standard Windows



Model 660
Carriage House Windows




Model 664
Carriage House Windows



Model 680
Standard Windows

STOCK COLORS



Polar White

STANDARD COLORS (available for order)



Almond



Sahara Tan



Sandstone



Bronze



Brown

PREMIUM COLORS (available for order)



Trinar® White*



Trinar® Beige*



Gray



Charcoal



Hunter Green

WOOD GRAIN COLORS (available for order)




Trinar® Brown*



Cool Black

*Trinar® colors carry a 35 year finish warranty



American Walnut
Bi-directional



American Walnut
Uni-directional



English Oak
Uni-directional



Ash
Uni-directional



Mahogany
Uni-directional

CARRIAGE HOUSE WINDOW OPTIONS

1/8" DSB, 1/8" DSB Frosted, 1/2" Insulated, 1/2" Insulated Frosted



3 Pane



3 Pane Arch



4 Pane



4 Pane Arch



6 Pane



6 Pane Arch



8 Pane



8 Pane Arch




Plain

STANDARD WINDOW OPTIONS

1/8" DSB, 1/8" DSB Frosted, 1/2" Insulated, 1/2" Insulated Frosted



Cascade



Colonial




Plain



Sherwood



Cathedral



Interior dividers are white only

St. Edward



Prairie



Sunset